

LEA Name: Penn-Delco SD
Address: 2821 Concord Road
City: Aston, PA 19014-

Class Size: 3

County: Delaware
AUN Number: 125236903

**Pennsylvania Department of Education
Comptroller's Office**
Annual Financial Report , PDE-2057
School District, AVTS/CTC, Special Program Jointures, and Charter School

For the Fiscal Year Ending
06/30/2014

CERTIFICATION: By signing this page I agree that the electronic file submitted is a complete and accurate statement of the financial operations and status of the local education agency for the fiscal year. It has been prepared in accordance with generally accepted accounting principles and established Commonwealth of PA reporting guidelines.

George Steinhoff
Chief School Administrator


(Signature required)

10.31.14
Date

Tracy Marshall
Board Secretary


(Signature required)

10/31/14
Date

Tracy Marshall
Contact Person

(610) 497-6300 Ext. 1300
Contact Person Telephone Number

tmarshall@pdsd.org
Contact Person E-mail Address

(610) 619-9223
Contact Person Fax Number

Mail original signed coversheet to: Bureau of Accounting and Financial Management, Central Agencies and School Finance, 555 Walnut St - 9th Floor, Harrisburg, PA 17101 ATTN: AFR

Audit Certification

Annual Financial Report:
For the Fiscal Year Ending 06/30/2014
(Pursuant to PA School Code Section 218(b))

LEA Name: Penn-Delco SD
AUN Number: 125236903
County: Delaware

Audit Certification Due:
12/31/2014

This certification is applicable to:

Indicate if the school audit was completed prior to submission of this form

- Orig. Annual Financial Report submitted to Comptroller Operations:** 10/31/2014
 Annual Financial Report revisions submitted on:

- Yes, audit has been completed**
 No, audit has not been completed


Auditing Firm:

Maillie, Inc.
PO Box 680
Oaks, PA 19456-0680

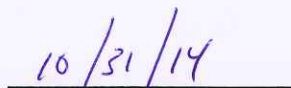
Auditor Contact Name: Ed Furman
Auditor Phone: 610-935-1420
Auditor E-mail: efurman@maillie.com

CERTIFICATION: By signing this page I agree that the financial statements of the school have been properly audited as noted above pursuant to Article XXIV, and in the auditor's professional opinion, the Annual Financial Report (PDE-2057) submitted on the date referenced is materially consistent with the audited financial statements.

Chief School Administrator



Signature
George Steinhoff




Date

Board Secretary



Signature
Tracy Marshall



Date

AFR Contact Person: Tracy Marshall
Email: tmarshall@pdsd.org

Phone: 6104976300 Ext: 1300
FAX: 6106199223

Mail completed form to:

Bureau of Accounting and Financial Management, Central Agencies and School Finance, 555 Walnut St - 9th Floor, Harrisburg, PA 17101 ATTN: AFR

NOTE: A new Audit Certification form is due with each AFR Revision.

Amounts Expressed in Whole Dollars		General (10)	Public Purpose Trust (27)	Other Compt Approved (28)	Athletic/ Activity (29)	Capital Reserve (690,1850) (31)
ASSETS AND DEFERRED OUTFLOWS OF RESOURCES						
Assets						
0100	Cash and Cash Equivalents	16,311,751				
0110	Investments					
0120	Taxes Receivable (Net)	1,221,550				
0130	Due From Other Funds	97,266				
0141	Due from Other Governments	1,255,303				
0142	State Revenue Receivable					
0143	Federal Revenue Receivable					
0145	Other Intergovernmental Revenue Receivable					
0146	Due From Primary Governments					
0147	Due From Component Units					
0150	Other Receivables (Include Bond Proceeds Receivable)	2,379,669				
0160	Advances to Other Funds (Long-Term Loans)					
0170	Inventories	48,396				
0180	Prepaid Expenses / Expenditures	58,715				
0190	Other Current Assets					
TOTAL ASSETS		21,372,650				
0910	Deferred Outflows Of Resources					
TOTAL ASSETS AND DEFERRED OUTFLOWS OF RESOURCES		21,372,650				

Capital Reserve 1432 (32)	Other Capital Projects Funds (39)	Debt Service (40)	Permanent (90)	Total Governmental Funds	
4,327,971	25,763,430			46,403,152	Assets 0100
					0110
				1,221,550	0120
16,400	31,320			144,986	0130
				1,255,303	0141
					0142
					0143
					0145
					0146
					0147
136	62,165			2,441,970	0150
					0160
				48,396	0170
				58,715	0180
					0190
4,344,507	25,856,915			51,574,072	
					0910
4,344,507	25,856,915			51,574,072	

Amounts Expressed in Whole Dollars

	General (10)	Public Purpose Trust (27)	Other Compt Approved (28)	Athletic/ Activity (29)	Capital Reserve (690,1850) (31)
LIABILITIES AND DEFERRED INFLOWS OF RESOURCES AND FUND BALANCES					
Liabilities					
0400	Due to Other Funds		35,975		
0411	Due to Other Governments				
0412	Due to Primary Government				
0413	Due to Component Units				
0420	Accounts Payable		1,218,795		
0430	Contracts Payable				
0440	Curr. Portion of LT Debt (incl. ST Comp Abs, OPEB)		914,856		
0450	Short-Term Payables				
0461	Accrued Salaries and Benefits		2,503,747		
0462	Payroll Deductions and Withholdings				
0470	Advances from Other Funds				
0480	Unearned Revenues				
0490	Other Current Liabilities		3,075		
	TOTAL LIABILITIES		4,676,448		
0950	Deferred Inflows Of Resources		948,272		
Fund Balances					
0810	Nonspendable Fund Balance		107,110		
0820	Restricted Fund Balance				
0830	Committed Fund Balance		10,261,406		
0840	Assigned Fund Balance		1,200,000		
0850	Unassigned Fund Balance		4,179,414		
	TOTAL FUND BALANCES		15,747,930		
	TOTAL LIABILITIES, DEFERRED INFLOWS OF RESOURCES AND FUND BALANCES		21,372,650		

Capital Reserve 1432 (32)	Other Capital Projects Funds (39)	Debt Service (40)	Permanent (90)	Total Governmental Funds	
					Liabilities
				35,975	0400
					0411
					0412
					0413
53,971	3,069,813			4,342,579	0420
					0430
				914,856	0440
					0450
				2,503,747	0461
					0462
					0470
					0480
				3,075	0490
53,971	3,069,813			7,800,232	
				948,272	0950
					Fund Balances
				107,110	0810
	22,787,102			22,787,102	0820
4,290,536				14,551,942	0830
				1,200,000	0840
				4,179,414	0850
4,290,536	22,787,102			42,825,568	
4,344,507	25,856,915			51,574,072	

Amounts Expressed in Whole Dollars

	General (10)	Public Purpose Trust (27)	Other Compt Approved (28)	Athletic/ Activity (29)	Capital Reserve (690,1850) (31)
REVENUES					
6000 Local Sources	37,153,129				
7000 State Sources	13,676,057				
8000 Federal Sources	469,298				
TOTAL REVENUES	51,298,484				
EXPENDITURES					
1000 Instruction	27,398,126				
2000 Support Services	16,506,577				
3000 Noninstructional Services	875,113				
4000 Fac Acq, Const, and Imp	734,845				
5110 Debt Service (Principal & Interest)	4,605,217				
5130 Refund of Prior Year Receipts	79,540				
5140 Short Term Borrowing – Interests and Costs					
TOTAL EXPENDITURES	50,199,418				
EXCESS (DEFICIENCY) OF REVENUES OVER EXPENDITURES	1,099,066				
OTHER FINANCING SOURCES (USES)					
9110 Bonds Issued (Face Value) (Do not include Refunded Bonds)					
9120 Refunding Bonds Issued					
9130 Bond Premiums					
9200 Proceeds From Extended Term Financing					
9300 Interfund Transfers - IN (from other funds)					
9400 Sale / Compensation for Fixed Assets					
9500 Capital Contributions					
9710 Transfers from Component Unit					
9720 Transfers From Primary Govt					
9900 Other Financing Sources Not Listed (9000 Series)	91,602				
5120 Debt Service - Refunded Bond Issues (Pmt to Ref Bond Escrow Agent)					
5150 Bond Discounts					
5200 Interfund Transfers - Out (to other funds)					
5300 Transfer to Component Unit or Primary Government					
TOTAL OTHER FINANCING SOURCES (USES)	91,602				

Capital Reserve 1432 (32)	Other Capital Projects Funds (39)	Debt Service (40)	Permanent (90)	Total Governmental Funds	
5,597	58,921			37,217,647	6000
				13,676,057	7000
				469,298	8000
5,597	58,921			51,363,002	
				27,398,126	1000
	208,515			16,715,092	2000
	241,267			1,116,380	3000
2,766,735	21,615,074			25,116,654	4000
	2,148,372			6,753,589	5110
				79,540	5130
					5140
2,766,735	24,213,228			77,179,381	
(2,761,138)	(24,154,307)			(25,816,379)	
	23,165,000			23,165,000	9110
					9120
	145,257			145,257	9130
					9200
					9300
					9400
					9500
					9710
					9720
				91,602	9900
					5120
					5150
					5200
					5300
	23,310,257			23,401,859	

Amounts Expressed in Whole Dollars

	General (10)	Public Purpose Trust (27)	Other Compt Approved (28)	Athletic/ Activity (29)	Capital Reserve (690,1850) (31)
SPECIAL AND EXTRAORDINARY ITEMS					
8888 Special Items					
8889 Extraordinary Items					
NET CHANGE IN FUND BALANCES	1,190,668				
0040 Fund Balance - Beginning of Fiscal Year	14,557,262				
0050 Prior Period Adjustment					
FUND BALANCE - END OF YEAR	15,747,930				

Capital Reserve 1432 (32)	Other Capital Projects Funds (39)	Debt Service (40)	Permanent (90)	Total Governmental Funds	
					8888
					8889
(2,761,138)	(844,050)			(2,414,520)	
7,051,674	23,631,152			45,240,088	0040
					0050
4,290,536	22,787,102			42,825,568	

Amounts Expressed in Whole Dollars		Budgeted Amounts		Actual (Budgetary Basis)	Variance With Final Budget Positive (Negative)
		Original	Final		
REVENUES					
6000	Local Sources	38,185,854	38,195,663	37,153,129	(1,042,534)
7000	State Sources	12,180,923	12,180,923	13,676,057	1,495,134
8000	Federal Sources	1,365,000	1,209,470	469,298	(740,172)
TOTAL REVENUES		51,731,777	51,586,056	51,298,484	(287,572)
EXPENDITURES					
1100	Regular Programs	20,051,996	19,876,624	19,513,577	363,047
1200	Special Programs	7,987,600	7,959,270	7,332,110	627,160
1300	Vocational Programs	390,000	390,000	372,090	17,910
1400	Other Instructional Programs	119,334	119,334	158,685	(39,351)
1500	Nonpublic School Programs	8,481	12,938	12,456	482
1600	Adult Education Programs	28,337	28,337	9,209	19,128
1700	Community/Junior College Programs				
1800	Pre-Kindergarten				
2100	Pupil Personnel Services	1,860,966	1,862,389	1,719,054	143,335
2200	Instructional Staff Services	1,619,406	1,622,374	1,642,879	(20,505)
2300	Administrative Services	3,950,723	3,981,395	3,670,124	311,271
2400	Pupil Health	695,912	695,912	646,804	49,108
2500	Business Services	822,907	822,084	788,305	33,779
2600	Operation and Maintenance of Plant Services	4,282,990	4,328,810	4,371,114	(42,304)
2700	Student Transportation Services	2,623,560	2,607,401	2,529,768	77,633
2800	Central & Other Support Services	1,170,120	1,174,592	1,092,372	82,220
2900	Other Support Services	46,561	46,561	46,156	405
3100	Food Services				
3200	Student Activities	823,394	824,683	767,145	57,538
3300	Community Services	203,741	203,541	107,968	95,573
3400	Scholarships and Awards				
4000	Fac Acq, Const, and Imp			734,845	(734,845)
5110	Debt Service (Principal & Interest)	5,067,711	5,067,711	4,605,217	462,494
5130	Refund of Prior Year Receipts			79,540	(79,540)
5140	Short Term Borrowing – Interests and Costs				
TOTAL EXPENDITURES		51,753,739	51,623,956	50,199,418	1,424,538
EXCESS (DEFICIENCY) OF REVENUES OVER EXPENDITURES		(21,962)	(37,900)	1,099,066	1,136,966

Amounts Expressed in Whole Dollars		Budgeted Amounts		Actual	Variance With
		Original	Final	(Budgetary Basis)	Final Budget Positive (Negative)
OTHER FINANCING SOURCES (USES)					
9100	Sale of Bonds				
9200	Proceeds From Extended Term Financing				
9300	Interfund Transfers - IN (from other funds)				
9400	Sale / Compensation for Fixed Assets				
9700	Transfers from Comp Unit / Primary Govt				
9900	Other Financing Sources Not Listed (9000 Series)			91,602	91,602
5120	Debt Service - Refunded Bond Issues				
5150	Bond Discounts				
5200	Interfund Transfers - Out (to other funds)				
5300	Transfer to Component Unit or Primary Government				
5900	Budgetary Reserve	260,000	244,062		244,062
TOTAL OTHER FINANCING SOURCES (USES)		(260,000)	(244,062)	91,602	335,664
SPECIAL AND EXTRAORDINARY ITEMS					
8888	Special Items				
8889	Extraordinary Items				
NET CHANGE IN FUND BALANCES		(281,962)	(281,962)	1,190,668	1,472,630
0040	Fund Balance - Beginning of Fiscal Year			14,557,262	14,557,262
0050	Prior Period Adjustment				
FUND BALANCE - END OF YEAR		(281,962)	(281,962)	15,747,930	16,029,892

Amounts Expressed in Whole Dollars

	Food Service (51)	Child Care Operations (52)	Other Enterprise Funds (58)	TOTAL	Internal Service (60)
ASSETS AND DEFERRED OUTFLOWS OF RESOURCES					
Current Assets:					
0100 Cash and Cash Equivalents				19,474	
0110 Investments					
0130 Due From Other Funds			7,000	7,000	
0141 Due from Other Governments			27,685	27,685	
0146 Due From Primary Governments					
0147 Due From Component Units					
0150 Other Receivables (Include Bond Proceeds Receivable)					
0170 Inventories			11,932	11,932	
0180 Prepaid Expenses / Expenditures					
0190 Other Current Assets					
Total Current Assets			66,091	66,091	
Noncurrent Assets:					
0108 Restricted Cash and Cash Equivalents					
0160 Advances to Other Funds (Long-Term Loans)					
0211 Land					
0212 Site Improvements (net)					
0220 Building & Building Improvements (net)					
0230 Furniture & Equipment (net)			32,346	32,346	
0250 Construction in Progress					
0260 LT Prepayments (net Acc Amort LT Prepayments)					
Total NonCurrent Assets			32,346	32,346	
0910 Deferred Outflows Of Resources					
TOTAL ASSETS AND DEFERRED OUTFLOW OF RESOURCES			98,437	98,437	

Amounts Expressed in Whole Dollars

	Food Service (51)	Child Care Operations (52)	Other Enterprise Funds (58)	TOTAL	Internal Service (60)
LIABILITIES, DEFERRED INFLOWS OF RESOURCES AND NET POSITION					
Current Liabilities:					
0400 Due to Other Funds				118,167	
0411 Due to Other Governments					
0413 Due to Component Units					
0420 Accounts Payable			68,688		68,688
0430 Contracts Payable					
0440 Curr. Portion of LT Debt (incl. ST Comp Abs, OPEB)					
0450 Short-Term Payables					
0461 Accrued Salaries and Benefits					
0462 Payroll Deductions and Withholdings					
0480 Unearned Revenues					
0490 Other Current Liabilities					
Total Current Liabilities			186,855		186,855
Noncurrent Liabilities:					
0470 Advances from Other Funds					
0510 Bonds Payable					
0520 Extended Term Financing Agreements Payable					
0530 Lease Purchase Obligations					
0540 LT Portion of Compensated Absences					
0550 Authority Lease Obligations					
0599 Other Long-Term Liabilities					
Total NonCurrent Liabilities					
TOTAL LIABILITIES			186,855		186,855
0950 Deferred Inflows Of Resources					
NET POSITION					
0791 Invested in Capital Assets Net of Related Debt			32,346		32,346
0798 Restricted for Legal Purposes (0792-0798)					
0799 Unrestricted			(120,764)		(120,764)
TOTAL NET POSITION			(88,418)		(88,418)
TOTAL LIABILITIES, DEFERRED INFLOWS OF RESOURCES AND NET POSITION			98,437		98,437

Amounts Expressed in Whole Dollars

	Food Service (51)	Child Care Operations (52)	Other Enterprise Funds (58)	TOTAL	Internal Service (60)
OPERATING REVENUES					
6600 Food Service Revenue	1,006,855			1,006,855	
6900 Charges for Services					
6999 Other Operating Revenues	24,396			24,396	
TOTAL OPERATING REVENUES	1,031,251			1,031,251	
OPERATING EXPENSES					
100 Salaries	19,869			19,869	
200 Employee Benefits	12,624			12,624	
300 Purchased Professional and Technical Service					
400 Purchased Property Services	25,865			25,865	
500 Other Purchased Service					
600 Supplies	1,297,514			1,297,514	
700 Depreciation	6,249			6,249	
810 Dues and Fees					
890 Other Operating Expenditures					
TOTAL OPERATING EXPENSES	1,362,121			1,362,121	
OPERATING INCOME (LOSS)	(330,870)			(330,870)	
NONOPERATING REVENUES (EXPENSES)					
6500 Earnings on Investments	1,140			1,140	
6920 Contributions and Donations - Private Sources					
6930 Gain / Loss on Sale of Fixed Assets					
6991 Refunds of Prior Year Expenditures					
7000 State Sources	14,883			14,883	
8000 Federal Sources	242,338			242,338	
820 Claims and Judgements					
830 Interest Expenses					
TOTAL NONOPERATING REVENUES (EXPENSES)	258,361			258,361	
INCOME (LOSS) BEFORE CONTRIBUTIONS AND TRANSFERS	(72,509)			(72,509)	

STATEMENT OF REVENUES, EXPENSES, AND CHANGES IN FUND NET POSITION (REP)

Proprietary Funds

Page PRO-19A

Amounts Expressed in Whole Dollars

CONTRIBUTIONS AND TRANSFERS

9500 Capital Contributions
 9998 Transfers from (to) Component Units or Primary Govt
 9999 Transfers In (Out)

CHANGE IN NET POSITION

0041 Net Position - Beginning of Fiscal Year
 0057 Accounting Changes / Residual Equity Transfers
 0061 Prior Period Adjustment

NET POSITION - END OF YEAR

	Food Service (51)	Child Care Operations (52)	Other Enterprise Funds (58)	TOTAL	Internal Service (60)
CHANGE IN NET POSITION				(72,509)	
0041 Net Position - Beginning of Fiscal Year				(15,909)	
0057 Accounting Changes / Residual Equity Transfers					
0061 Prior Period Adjustment					
NET POSITION - END OF YEAR				(88,418)	

	Food Service (51)	Child Care Operations (52)	Other Enterprise Funds (58)	TOTAL	Internal Service (60)
Cash Flows From Operating Activities					
9937				1,048,095	1,048,095
9938					
9939					
9940					
9941					
9942					
9943				1,253,878	1,253,878
9944					
Net Cash Provided By (Used For) Operating Activities				(205,783)	(205,783)
Cash Flows From Non-Capital Financing Activities					
6000					
7000				16,087	16,087
8000				190,826	190,826
9917					
9918					
9919					
9920					
9921					
9922					
Net Cash Prov By (Used for) Non-Capital Financing Activities				206,913	206,913
Cash Flows From Capital and Related Financing Activities					
4000					
6930					
9200					
9925					
9926					
9927					
Net Cash Prov By (Used for) Capital and Related Financing Activities					
Cash Flows From Investing Activities					
6500				1,140	1,140
9929					
9930					
9931					
9932					
Net Cash Prov By (Used for) Investing Activities				1,140	1,140

	Food Service (51)	Child Care Operations (52)	Other Enterprise Funds (58)	TOTAL	Internal Service (60)
Net Inc (Dec) in Cash and Cash Flow				2,270	
9935 Cash and Cash Equivalents Beginning of Year				17,204	17,204
Cash and Cash Equivalents at Year End				19,474	19,474
<hr/>					
9900 Other Financing Sources Not Listed (9000 Series)				(330,870)	(330,870)
Adjustments to Reconcile Operating Income (Loss) to Net Cash Provided by (Used for):					
9901 Depreciation and Net Amortization				6,249	6,249
9902 Provision for Uncollectible Accounts					
9903 Other Adjustments				50,308	50,308
9904 (Inc) Dec In Accounts Receivable (0120-0150)				16,844	16,844
9905 Advances to Other Funds (0160)					
9906 (Inc) Dec in Inventories (0170)				(6,972)	(6,972)
9907 (Inc) Dec in Prepaid Expenses (0180)					
9908 (Inc) Dec in Other Current Assets (0190)					
9909 Inc (Dec) in Accounts Payable (0400-0450)				10,139	10,139
9910 Inc (Dec) in Accrued Salaries/Benefits (0461)					
9911 Inc (Dec) in Payroll Deductions/Withholding (0462)					
9912 Inc (Dec) in Advances from Other Funds (0470)				48,519	48,519
9913 Inc (Dec) in Unearned Revenue (0480)					
9914 Inc (Dec) in Other Current Liabilities (0490)					
Total Adjustments				125,087	125,087
Cash Provided By (Used For) Total				(205,783)	(205,783)

Amounts Expressed in Whole Dollars

Private Purpose Trust (71)	Investment Trust (72)	Pension Trust (73)	Activity (81)	Other Agency (89)
----------------------------------	-----------------------------	--------------------------	------------------	-------------------------

ASSETS AND DEFERRED OUTFLOWS OF RESOURCES

Assets

0100	Cash and Cash Equivalents				201,315
0110	Investments				
0130	Due From Other Funds				2,156
0147	Due From Component Units				
0150	Other Receivables				
0160	Advances to Other Funds				
0170	Inventories				
0180	Prepaid Expenses / Expenditures				
0190	Other Current Assets				
0220	Building & Building Improvements (net)				
0230	Furniture & Equipment (net)				

TOTAL ASSETS 203,471

0910 Deferred Outflows Of Resources

TOTAL ASSETS AND DEFERRED OUTFLOWS OF RESOURCES 203,471

Component Units (98)	Component Units (99)	Total Fiduciary Funds	
		201,315	0100
			0110
		2,156	0130
			0147
			0150
			0160
			0170
			0180
			0190
			0220
			0230
		203,471	
			0910
		203,471	

Amounts Expressed in Whole Dollars

Private Purpose Trust (71)	Investment Trust (72)	Pension Trust (73)	Activity (81)	Other Agency (89)
----------------------------------	-----------------------------	--------------------------	------------------	-------------------------

LIABILITIES, DEFERRED INFLOWS OF RESOURCES AND NET POSITION

Liabilities

0400	Due to Other Funds			
0411	Due to Other Governments			
0412	Due to Primary Government			
0413	Due to Component Units			
0420	Accounts Payable		18,147	
0430	Contracts Payable			
0450	Short-Term Payables			
0461	Accrued Salaries and Benefits			
0462	Payroll Deductions and Withholdings			
0470	Advances from Other Funds			
0480	Unearned Revenues			
0490	Other Current Liabilities		185,324	

TOTAL LIABILITIES 203,471

0950 Deferred Inflows Of Resources

Net Position

0791	Invested in Capital Assets Net of Related Debt
0798	Restricted for Legal Purposes (0792-0798)
0799	Unrestricted

TOTAL NET POSITION

TOTAL LIABILITIES, DEFERRED INFLOWS OF RESOURCES AND NET POSITION 203,471

Amounts Expressed in Whole Dollars		Private Purpose Trust (71)	Investment Trust (72)	Pension Trust (73)	Component Units (98)	Component Units (99)
Additions						
9945	Gifts and Contributions					
9946	Other Additions					
Deductions						
9947	Scholarships Awarded					
9948	Other Deductions					
Change In Net Position						
0041	Net Position - Beginning of Fiscal Year					
9949	Net Position Held in Trust for Pension Benefits					
Net Position - End of Fiscal Year						


**Total
Fiduciary
Funds**

9945

9946


9947

9948



0041

9949



		AMOUNT	TOTAL
6000	Revenue from Local Sources		
6111	Current Real Estate Taxes	31,888,182.73	
6112	Interim Real Estate Taxes	20,465.67	
6113	Public Utility Realty Tax	43,114.58	
6150	Current Act 511 Taxes - Proportional Assessments	3,262,659.36	
6400	Delinq on Taxes Levied/Assessed by the LEA	1,028,746.40	
6500	Earnings on Investments	77,392.59	
6700	Revenue From Student Activities	26,197.50	
6831	Federal Rev. Rcvd. from Other PA Public Schools	4,063.00	
6832	Federal IDEA Pass Through Revenue	524,726.88	
6910	Rentals	56,792.01	
6920	Contributions and Donations From Private Sources	31,479.80	
6942	Summer School Tuition	18,840.00	
6943	Adult Education Tuition	14,685.57	
6949	Other Tuition From Patrons	11,666.67	
6980	Revenue From Community Service Activities	3,297.30	
6991	Refunds of Prior Years' Expenditures	15,567.50	
6999	All Other Local Revenues Not Specified	125,251.46	
6000	Total Revenue from Local Sources		37,153,129.02
7000	Revenue from State Sources		
7110	Basic Education Funding (Gross)	5,907,642.68	
7271	Special Education Funding for School Aged Pupils	1,929,535.63	
7310	Transportation (Regular and Additional)	523,732.77	
7320	Rental and Sinking Fund Payments	746,537.89	
7330	Health Services	83,416.62	
7340	State Property Tax Reduction Allocation	1,467,430.64	
7501	PA Accountability Grant	121,537.00	
7810	Revenue for Social Security Payments	940,259.17	
7820	Revenue for Retirement Payments	1,955,964.33	
7000	Total Revenue from State Sources		13,676,056.73

		AMOUNT	TOTAL
<u>8000</u>	Revenue from Federal Sources		
8514	NCLB, Title I - Imprv. Acad. Ach. (Disadvantaged)	221,389.00	
8515	NCLB, Title II - Prep/Trng/Recruit. HQ Tchrs/Prin.	57,298.00	
8810	Schl Based ACCESS Med Reimb Prog	186,437.83	
8820	Medical Asst Reimb for Admin Claiming	4,173.17	
8000	Total Revenue from Federal Sources		469,298.00
<u>9000</u>	Other Financing Sources		
9990	Insurance Recoveries	91,601.50	
9000	Total Other Financing Sources		91,601.50

SUMMARY OF GENERAL FUND REVENUES AND OTHER FINANCING SOURCES

	AMOUNT	TOTAL
	<u>AMOUNT</u>	<u>TOTAL</u>
Revenue from Local Sources	37,153,129.02	
Revenue from State Sources	13,676,056.73	
Revenue from Federal Sources	469,298.00	
Other Financing Sources	91,601.50	
		51,390,085.25

	Taxable Assessed Value	Tax Levy	Taxes Collected
6111 Totals	<u>1,321,050,054</u>	<u>33,390,861</u>	<u>31,888,183</u>
6150	Current Act 511 Taxes - Proportional Assessments		
6151	Earned Income Taxes	2,786,402.35	
6153	Real Estate Transfer Taxes	476,257.01	
6150	Current Act 511 Taxes - Proportional Assessments		3,262,659.36

<u>REVENUE FROM LOCAL SOURCES</u>		TAX REVENUE REPORTED	CURRENT YEAR	PRIOR YEAR	TAXES COLLECTED
		<u>IN CURRENT YEAR</u>	<u>TAX ACCRUAL</u>	<u>TAX ACCRUAL</u>	<u>IN CURRENT YEAR</u>
6111	Current Real Estate Taxes	31,888,182.73	0.00	0.00	31,888,182.73
6112	Interim Real Estate Taxes	20,465.67	0.00	0.00	20,465.67
6113	Public Utility Realty Tax	43,114.58	0.00	0.00	43,114.58
6150	Current Act 511 Taxes - Proportional Assessments	3,262,659.36	98,261.00	64,245.33	3,228,643.69
6400	Delinq on Taxes Levied/Assessed by the LEA	1,028,746.40	118,757.23	129,914.30	1,039,903.47
6999 TOTAL TAXES		36,243,168.74	217,018.23	194,159.63	36,220,310.14

<u>REVENUE FROM DELINQUENT TAXES</u>		TAX REVENUE REPORTED <u>IN CURRENT YEAR</u>	CURRENT YEAR <u>TAX ACCRUAL</u>	PRIOR YEAR <u>TAX ACCRUAL</u>	TAXES COLLECTED <u>IN CURRENT YEAR</u>
6411	Delinquent Real Estate Taxes	1,028,746.40	118,757.23	129,914.30	1,039,903.47
6412	Delinquent Interim Real Estate Taxes				
6431	Delinquent Act 1 Earned Income Taxes				
6432	Delinquent Act 1 Personal Income Taxes				
6451	Delinquent Act 511 Earned Income Taxes				
6461	Delinquent Earned Income Taxes				
TOTAL TAXES		1,028,746.40	118,757.23	129,914.30	1,039,903.47

	<u>Amount</u>	<u>Total</u>
1000 <u>Instruction</u>		
1100 Regular Programs - E/S	19,513,576.68	
1200 Special and Gifted Education	7,332,109.90	
1300 Vocational Education Programs	372,090.00	
1400 Other Instructional Programs - E/S	158,684.52	
1500 Nonpublic School Programs	12,456.00	
1600 Adult Education Programs	9,208.84	
		27,398,125.94
2000 <u>Support Services</u>		
2100 Pupil Personnel	1,719,054.46	
2200 Instructional Staff	1,642,878.99	
2300 Administration	3,670,123.90	
2400 Pupil Health	646,803.92	
2500 Business	788,305.04	
2600 Operation & Maintenance of Plant Services	4,371,113.53	
2700 Student Transportation Services	2,529,768.36	
2800 Central	1,092,372.49	
2900 Other Support Services	46,156.16	
		16,506,576.85
3000 <u>Operation of Noninstructional Services</u>		
3200 Student Activities	767,145.40	
3300 Community Services	107,968.03	
		875,113.43
4000 <u>Facilities Acquisition, Const. and Improve. Svcs.</u>		
4300 Arch & Eng Svcs / Ed Specs Dev. - Orig. & Addtl.	12,776.17	
4500 Bldg. Acquisition & Const. Svcs. - Orig & Addtl.	148,966.65	
4600 Existing Building Improvement Services	573,102.50	
		734,845.32
5000 <u>Other Expenditures and Financing Uses</u>		
5100 Debt Service, Other Expenditures and Fin Uses	4,684,756.53	
		4,684,756.53
TOTAL ACTUAL EXPENDITURES OTHER FINANCING USES		<u><u>50,199,418.07</u></u>

	<u>Total</u>
1000 Instruction	
100 <u>Personnel Services-Salaries</u>	
Total Personnel Services-Salaries	14,780,156.44
200 <u>Personnel Services-Employee Benefits</u>	
210 Grp Ins - Contracted Provider	3,457,170.42
220 Social Security Contributions	1,107,457.13
230 PSERS Retirement Contributions	2,509,124.63
240 Tuition Reimbursements	42,249.50
250 Unemployment Compensation	9,989.91
260 Workmen's Compensation	166,257.79
Total Personnel Services-Employee Benefits	7,292,249.38
300 <u>Purchased Professional & Technical Services</u>	
Total Purchased Professional & Technical Services	2,232,659.62
400 <u>Purchased Property Services</u>	
430 Repairs and Maintenance	7,397.69
440 Rentals	453,129.53
Total Purchased Property Services	460,527.22
500 <u>Other Purchased Services</u>	
530 Communications	1,391.48
560 Tuition	1,941,921.63
580 Travel	2,264.51
Total Other Purchased Services	1,945,577.62
600 <u>Supplies</u>	
610 General Supplies	232,707.32
630 Food	3,709.92
640 Books & Periodicals	260,680.48
650 Supplies - Technology Related	24,260.97
Total Supplies	521,358.69
700 <u>Property</u>	
750 Equipment - Original & Additional	164,113.22
Total Property	164,113.22
800 <u>Other Objects</u>	
Total Other Objects	1,483.75
Total 1000 Instruction	<u>27,398,125.94</u>

	<u>Elementary</u>	<u>Secondary</u>	<u>Federal</u>	<u>Total</u>
1100 Regular Programs - E/S				
100 <u>Personnel Services-Salaries</u>				
Total Personnel Services-Salaries	5,525,341.27	5,906,024.07	191,944.98	11,623,310.32
200 <u>Personnel Services-Employee Benefits</u>				
210 Grp Ins - Contracted Provider	1,315,000.85	1,514,073.50	22,618.97	2,851,693.32
220 Social Security Contributions	410,498.81	445,870.71	14,639.16	871,008.68
230 PSERS Retirement Contributions	935,343.86	1,017,153.60	27,362.67	1,979,860.13
240 Tuition Reimbursements	19,649.00	13,645.50		33,294.50
250 Unemployment Compensation	4,970.48	4,970.49		9,940.97
260 Workmen's Compensation	61,989.46	68,046.87		130,036.33
Total Personnel Services-Employee Benefits	2,747,452.46	3,063,760.67	64,620.80	5,875,833.93
300 <u>Purchased Professional & Technical Services</u>				
Total Purchased Professional & Technical Services	318,428.80	334,428.88	1,598.00	654,455.68
400 <u>Purchased Property Services</u>				
430 Repairs and Maintenance	(575.00)	7,934.69		7,359.69
440 Rentals	25,331.13	245,850.08		271,181.21
Total Purchased Property Services	24,756.13	253,784.77		278,540.90
500 <u>Other Purchased Services</u>				
530 Communications		1,391.48		1,391.48
561 Tuition to Other School Districts Within The State	2,477.28	2,140.22		4,617.50
562 Tuition to Pennsylvania Charter Schools	177,160.15	221,147.09		398,307.24
568 Tuition for PRRIs (in-state) and Detention Centers	9,134.77	9,855.36		18,990.13
569 Tuition - Other	300.00	20,560.40		20,860.40
580 Travel	500.84	226.95		727.79
Total Other Purchased Services	189,573.04	255,321.50		444,894.54
600 <u>Supplies</u>				
610 General Supplies	63,751.71	150,433.43	637.59	214,822.73
630 Food		3,709.92		3,709.92
640 Books & Periodicals	33,873.68	215,826.91	6,015.14	255,715.73
650 Supplies - Technology Related	1,818.00	8,597.06		10,415.06
Total Supplies	99,443.39	378,567.32	6,652.73	484,663.44
700 <u>Property</u>				
750 Equipment - Original & Additional	34,946.97	115,447.15		150,394.12
Total Property	34,946.97	115,447.15		150,394.12
800 <u>Other Objects</u>				
Total Other Objects		1,483.75		1,483.75
Total 1100 Regular Programs - E/S	<u>8,939,942.06</u>	<u>10,308,818.11</u>	<u>264,816.51</u>	<u>19,513,576.68</u>

	<u>Elementary</u>	<u>Secondary</u>	<u>Federal</u>	<u>Total</u>
1200 Special and Gifted Education				
100 Personnel Services-Salaries				
Total Personnel Services-Salaries	1,719,952.13	1,301,617.02	52,000.77	3,073,569.92
200 Personnel Services-Employee Benefits				
210 Grp Ins - Contracted Provider	308,544.96	275,707.79	21,011.75	605,264.50
220 Social Security Contributions	128,925.33	97,298.11	3,855.04	230,078.48
230 PSERS Retirement Contributions	290,903.02	222,149.08	6,769.32	519,821.42
240 Tuition Reimbursements	3,861.00	5,094.00		8,955.00
260 Workmen's Compensation	19,029.54	16,023.43	250.66	35,303.63
Total Personnel Services-Employee Benefits	751,263.85	616,272.41	31,886.77	1,399,423.03
300 Purchased Professional & Technical Services				
Total Purchased Professional & Technical Services	498,046.40	562,574.70	474,260.56	1,534,881.66
400 Purchased Property Services				
430 Repairs and Maintenance	38.00			38.00
440 Rentals	90,909.35	90,909.37	129.60	181,948.32
Total Purchased Property Services	90,947.35	90,909.37	129.60	181,986.32
500 Other Purchased Services				
561 Tuition to Other School Districts Within The State	3,393.45	115,902.03		119,295.48
562 Tuition to Pennsylvania Charter Schools	30,252.41	96,200.40		126,452.81
563 Tuition to Nonpublic Schools	40,833.31	96,600.00		137,433.31
564 Tuition to Career and Technology Centers		(68,590.99)		(68,590.99)
567 Tuition to Approved Private and PA Chartered Schools	275,208.60	336,164.48		611,373.08
568 Tuition for PRRIs (in-state) and Detention Centers		3,476.54	67,001.00	70,477.54
569 Tuition - Other	37,010.00	59,115.96		96,125.96
580 Travel	925.99	610.73		1,536.72
Total Other Purchased Services	387,623.76	639,479.15	67,001.00	1,094,103.91
600 Supplies				
610 General Supplies	2,548.99	4,812.49	8,253.82	15,615.30
640 Books & Periodicals	839.62	3,300.73	824.40	4,964.75
650 Supplies - Technology Related	11,914.21	1,119.65	812.05	13,845.91
Total Supplies	15,302.82	9,232.87	9,890.27	34,425.96
700 Property				
750 Equipment - Original & Additional	1,636.00		12,083.10	13,719.10
Total Property	1,636.00		12,083.10	13,719.10
Total 1200 Special and Gifted Education	<u>3,464,772.31</u>	<u>3,220,085.52</u>	<u>647,252.07</u>	<u>7,332,109.90</u>

	<u>Secondary</u>	<u>Federal</u>	<u>Total</u>
1300 Vocational Education Programs			
500 <u>Other Purchased Services</u>			
564 Tuition to Career and Technology Centers	372,090.00		372,090.00
Total Other Purchased Services	372,090.00		372,090.00
Total 1300 Vocational Education Programs	<u>372,090.00</u>		<u>372,090.00</u>

	<u>Elementary</u>	<u>Secondary</u>	<u>Federal</u>	<u>Total</u>
1400 Other Instructional Programs - E/S				
100 <u>Personnel Services-Salaries</u>				
Total Personnel Services-Salaries	6,517.00	68,414.20		74,931.20
200 <u>Personnel Services-Employee Benefits</u>				
210 Grp Ins - Contracted Provider		212.60		212.60
220 Social Security Contributions	498.58	5,232.99		5,731.57
230 PSERS Retirement Contributions	1,105.37	8,337.71		9,443.08
260 Workmen's Compensation	171.43	576.04		747.47
Total Personnel Services-Employee Benefits	1,775.38	14,359.34		16,134.72
300 <u>Purchased Professional & Technical Services</u>				
Total Purchased Professional & Technical Services	13,747.00	17,119.28		30,866.28
500 <u>Other Purchased Services</u>				
560 Tuition		34,489.17		34,489.17
Total Other Purchased Services		34,489.17		34,489.17
600 <u>Supplies</u>				
610 General Supplies	189.10	2,074.05		2,263.15
Total Supplies	189.10	2,074.05		2,263.15
Total 1400 Other Instructional Programs - E/S	<u>22,228.48</u>	<u>136,456.04</u>		<u>158,684.52</u>

	<u>Elementary</u>	<u>Secondary</u>	<u>Federal</u>	<u>Total</u>
1420 Summer School				
100 Personnel Services-Salaries				
Total Personnel Services-Salaries		14,562.43		14,562.43
200 Personnel Services-Employee Benefits				
220 Social Security Contributions		1,114.04		1,114.04
230 PSERS Retirement Contributions		2,197.13		2,197.13
260 Workmen's Compensation		191.66		191.66
Total Personnel Services-Employee Benefits		3,502.83		3,502.83
600 Supplies				
610 General Supplies		1,125.00		1,125.00
Total Supplies		1,125.00		1,125.00
Total 1420 Summer School		<u>19,190.26</u>		<u>19,190.26</u>

	<u>Elementary</u>	<u>Secondary</u>	<u>Federal</u>	<u>Total</u>
1430 Homebound Instruction				
100 Personnel Services-Salaries				
Total Personnel Services-Salaries		30,881.60		30,881.60
200 Personnel Services-Employee Benefits				
210 Grp Ins - Contracted Provider		212.60		212.60
220 Social Security Contributions		2,361.73		2,361.73
230 PSERS Retirement Contributions		2,244.59		2,244.59
260 Workmen's Compensation	53.27	159.69		212.96
Total Personnel Services-Employee Benefits	53.27	4,978.61		5,031.88
Total 1430 Homebound Instruction	<u>53.27</u>	<u>35,860.21</u>		<u>35,913.48</u>

	<u>Elementary</u>	<u>Secondary</u>	<u>Federal</u>	<u>Total</u>
1440 Alternative Regular Education				
100 <u>Personnel Services-Salaries</u>				
Total Personnel Services-Salaries		16,875.67		16,875.67
200 <u>Personnel Services-Employee Benefits</u>				
220 Social Security Contributions		1,290.97		1,290.97
230 PSERS Retirement Contributions		2,862.28		2,862.28
260 Workmen's Compensation		106.54		106.54
Total Personnel Services-Employee Benefits		4,259.79		4,259.79
300 <u>Purchased Professional & Technical Services</u>				
Total Purchased Professional & Technical Services		3,372.28		3,372.28
500 <u>Other Purchased Services</u>				
560 Tuition		34,489.17		34,489.17
Total Other Purchased Services		34,489.17		34,489.17
600 <u>Supplies</u>				
610 General Supplies		949.05		949.05
Total Supplies		949.05		949.05
Total 1440 Alternative Regular Education		<u>59,945.96</u>		<u>59,945.96</u>

1441 Adjudicated / Court Placed Programs

500 Other Purchased Services

561 Tuition to Other School Districts Within The State

568 Tuition for PRRIs (in-state) and Detention Centers

Total Other Purchased Services

Total 1441 Adjudicated / Court Placed Programs

Elementary

Secondary

Federal

Total

21,006.30

21,006.30

13,482.87

13,482.87

34,489.17

34,489.17

34,489.17

34,489.17

	<u>Elementary</u>	<u>Secondary</u>	<u>Federal</u>	<u>Total</u>
1442 PDE Approved Alternative Education Programs				
100 <u>Personnel Services-Salaries</u>				
Total Personnel Services-Salaries		16,875.67		16,875.67
200 <u>Personnel Services-Employee Benefits</u>				
220 Social Security Contributions		1,290.97		1,290.97
230 PSERS Retirement Contributions		2,862.28		2,862.28
260 Workmen's Compensation		106.54		106.54
Total Personnel Services-Employee Benefits		4,259.79		4,259.79
300 <u>Purchased Professional & Technical Services</u>				
Total Purchased Professional & Technical Services		3,372.28		3,372.28
600 <u>Supplies</u>				
610 General Supplies		949.05		949.05
Total Supplies		949.05		949.05
Total 1442 PDE Approved Alternative Education Programs		<u>25,456.79</u>		<u>25,456.79</u>

	<u>Elementary</u>	<u>Secondary</u>	<u>Federal</u>	<u>Total</u>
1490 Additional Other Instruction Programs				
100 <u>Personnel Services-Salaries</u>				
Total Personnel Services-Salaries	6,517.00	6,094.50		12,611.50
200 <u>Personnel Services-Employee Benefits</u>				
220 Social Security Contributions	498.58	466.25		964.83
230 PSERS Retirement Contributions	1,105.37	1,033.71		2,139.08
260 Workmen's Compensation	118.16	118.15		236.31
Total Personnel Services-Employee Benefits	1,722.11	1,618.11		3,340.22
300 <u>Purchased Professional & Technical Services</u>				
Total Purchased Professional & Technical Services	13,747.00	13,747.00		27,494.00
600 <u>Supplies</u>				
610 General Supplies	189.10			189.10
Total Supplies	189.10			189.10
Total 1490 Additional Other Instruction Programs	<u>22,175.21</u>	<u>21,459.61</u>		<u>43,634.82</u>

	<u>Federal</u>	<u>Total</u>
1500 Nonpublic School Programs		
300 <u>Purchased Professional & Technical Services</u>		
Total Purchased Professional & Technical Services	12,456.00	12,456.00
Total 1500 Nonpublic School Programs	<u>12,456.00</u>	<u>12,456.00</u>

	<u>Federal</u>	<u>Total</u>
1600 Adult Education Programs		
100 Personnel Services-Salaries		
Total Personnel Services-Salaries		8,345.00
200 Personnel Services-Employee Benefits		
220 Social Security Contributions		638.40
250 Unemployment Compensation		48.94
260 Workmen's Compensation		170.36
Total Personnel Services-Employee Benefits		857.70
600 Supplies		
610 General Supplies		6.14
Total Supplies		6.14
Total 1600 Adult Education Programs		<u>9,208.84</u>

	<u>Total</u>
2000 Support Services	
100 Personnel Services-Salaries	
Total Personnel Services-Salaries	8,636,571.53
200 Personnel Services-Employee Benefits	
210 Grp Ins - Contracted Provider	1,698,856.36
220 Social Security Contributions	627,455.79
230 PSERS Retirement Contributions	1,436,799.69
240 Tuition Reimbursements	21,984.00
250 Unemployment Compensation	4,443.10
260 Workmen's Compensation	97,362.12
280 Other Post Employment Benefits (OPEB)	2,305.35
Total Personnel Services-Employee Benefits	3,889,206.41
300 Purchased Professional & Technical Services	
Total Purchased Professional & Technical Services	624,948.22
400 Purchased Property Services	
410 Cleaning Services	66,426.21
420 Utility Services	680,168.98
430 Repairs and Maintenance	270,647.29
440 Rentals	333,102.71
460 Extermination Services	6,790.51
Total Purchased Property Services	1,357,135.70
500 Other Purchased Services	
510 Student Transportation Services	51,530.54
520 Insurance-General	269,226.00
530 Communications	86,093.97
540 Advertising	7,020.93
550 Printing & Binding	235.00
580 Travel	26,824.83
590 Miscellaneous Purchased Services	46,156.16
Total Other Purchased Services	487,087.43
600 Supplies	
610 General Supplies	412,401.22
620 Energy	549,496.56
630 Food	12,994.67
640 Books & Periodicals	41,192.67
650 Supplies - Technology Related	14,959.00
Total Supplies	1,031,044.12
700 Property	
750 Equipment - Original & Additional	46,477.64
760 Equipment - Replacement	390,937.39
Total Property	437,415.03
800 Other Objects	

2000 Support Services

 Total Other Objects

Total 2000 Support Services

Total

43,168.41

16,506,576.85

	<u>Federal</u>	<u>Total</u>
2100 Pupil Personnel		
100 <u>Personnel Services-Salaries</u>		
Total Personnel Services-Salaries	20,643.86	1,070,779.09
200 <u>Personnel Services-Employee Benefits</u>		
210 Grp Ins - Contracted Provider	3,511.59	261,411.72
220 Social Security Contributions	1,562.96	78,965.90
230 PSERS Retirement Contributions	3,501.08	180,736.94
260 Workmen's Compensation	236.21	12,497.43
Total Personnel Services-Employee Benefits	8,811.84	533,611.99
300 <u>Purchased Professional & Technical Services</u>		
Total Purchased Professional & Technical Services	1,425.00	97,627.61
400 <u>Purchased Property Services</u>		
430 Repairs and Maintenance		688.00
Total Purchased Property Services		688.00
500 <u>Other Purchased Services</u>		
580 Travel		668.30
Total Other Purchased Services		668.30
600 <u>Supplies</u>		
610 General Supplies		10,073.27
640 Books & Periodicals		389.20
650 Supplies - Technology Related		4,112.00
Total Supplies		14,574.47
800 <u>Other Objects</u>		
Total Other Objects		1,105.00
Total 2100 Pupil Personnel	<u>30,880.70</u>	<u>1,719,054.46</u>

	<u>Elementary</u>	<u>Secondary</u>	<u>Federal</u>	<u>Total</u>
2120 Guidance Services				
100 Personnel Services-Salaries				
Total Personnel Services-Salaries	289,028.00	630,376.87		919,404.87
200 Personnel Services-Employee Benefits				
210 Grp Ins - Contracted Provider	70,932.88	135,598.11		206,530.99
220 Social Security Contributions	21,812.42	45,836.13		67,648.55
230 PSERS Retirement Contributions	49,019.97	106,399.58		155,419.55
260 Workmen's Compensation	3,955.01	6,859.63		10,814.64
Total Personnel Services-Employee Benefits	145,720.28	294,693.45		440,413.73
300 Purchased Professional & Technical Services				
Total Purchased Professional & Technical Services	11,040.00	20,334.36		31,374.36
400 Purchased Property Services				
430 Repairs and Maintenance		688.00		688.00
Total Purchased Property Services		688.00		688.00
500 Other Purchased Services				
580 Travel		362.36		362.36
Total Other Purchased Services		362.36		362.36
600 Supplies				
610 General Supplies	326.53	2,010.13		2,336.66
640 Books & Periodicals		389.20		389.20
650 Supplies - Technology Related		4,112.00		4,112.00
Total Supplies	326.53	6,511.33		6,837.86
800 Other Objects				
Total Other Objects		1,105.00		1,105.00
Total 2120 Guidance Services	<u>446,114.81</u>	<u>954,071.37</u>		<u>1,400,186.18</u>

	<u>Federal</u>	<u>Total</u>
2130 Attendance Services		
100 Personnel Services-Salaries		
Total Personnel Services-Salaries		30,946.47
200 Personnel Services-Employee Benefits		
210 Grp Ins - Contracted Provider		22,058.33
220 Social Security Contributions		2,266.38
230 PSERS Retirement Contributions		4,892.93
260 Workmen's Compensation		341.88
Total Personnel Services-Employee Benefits		29,559.52
300 Purchased Professional & Technical Services		
Total Purchased Professional & Technical Services		16,586.50
500 Other Purchased Services		
580 Travel		105.52
Total Other Purchased Services		105.52
600 Supplies		
610 General Supplies		409.52
Total Supplies		409.52
Total 2130 Attendance Services		<u>77,607.53</u>

	<u>Elementary</u>	<u>Secondary</u>	<u>Federal</u>	<u>Total</u>
2140 Psychological Services				
100 Personnel Services-Salaries				
Total Personnel Services-Salaries	35,670.15	64,113.74	20,643.86	120,427.75
200 Personnel Services-Employee Benefits				
210 Grp Ins - Contracted Provider	11,363.55	17,947.26	3,511.59	32,822.40
220 Social Security Contributions	2,668.03	4,819.98	1,562.96	9,050.97
230 PSERS Retirement Contributions	6,049.69	10,873.69	3,501.08	20,424.46
260 Workmen's Compensation	375.20	729.50	236.21	1,340.91
Total Personnel Services-Employee Benefits	20,456.47	34,370.43	8,811.84	63,638.74
300 Purchased Professional & Technical Services				
Total Purchased Professional & Technical Services	23,194.00	25,047.75	1,425.00	49,666.75
500 Other Purchased Services				
580 Travel	100.21	100.21		200.42
Total Other Purchased Services	100.21	100.21		200.42
600 Supplies				
610 General Supplies	5,385.85	1,941.24		7,327.09
Total Supplies	5,385.85	1,941.24		7,327.09
Total 2140 Psychological Services	<u>84,806.68</u>	<u>125,573.37</u>	<u>30,880.70</u>	<u>241,260.75</u>

	<u>Elementary</u>	<u>Secondary</u>	<u>Federal</u>	<u>Total</u>
2200 Instructional Staff				
100 Personnel Services-Salaries				
Total Personnel Services-Salaries	509,645.91	551,026.90	24,502.45	1,085,175.26
200 Personnel Services-Employee Benefits				
210 Grp Ins - Contracted Provider	84,668.05	87,701.80	4,438.44	176,808.29
220 Social Security Contributions	36,574.33	40,147.88	1,826.07	78,548.28
230 PSERS Retirement Contributions	85,452.13	92,470.00	4,155.81	182,077.94
240 Tuition Reimbursements	1,401.00	3,975.00		5,376.00
260 Workmen's Compensation	5,621.05	5,848.50		11,469.55
Total Personnel Services-Employee Benefits	213,716.56	230,143.18	10,420.32	454,280.06
300 Purchased Professional & Technical Services				
Total Purchased Professional & Technical Services	6,280.80	13,293.44		19,574.24
500 Other Purchased Services				
530 Communications	180.00	180.00		360.00
580 Travel	4,228.21	9,712.97		13,941.18
Total Other Purchased Services	4,408.21	9,892.97		14,301.18
600 Supplies				
610 General Supplies	3,680.62	2,694.12	9,855.00	16,229.74
630 Food	492.38	523.11		1,015.49
640 Books & Periodicals	13,982.92	24,284.83	263.51	38,531.26
650 Supplies - Technology Related	195.00	10,652.00		10,847.00
Total Supplies	18,350.92	38,154.06	10,118.51	66,623.49
800 Other Objects				
Total Other Objects	1,462.88	1,461.88		2,924.76
Total 2200 Instructional Staff	<u>753,865.28</u>	<u>843,972.43</u>	<u>45,041.28</u>	<u>1,642,878.99</u>

	<u>Federal</u>	<u>Total</u>
2300 Administration		
100 <u>Personnel Services-Salaries</u>		
Total Personnel Services-Salaries		2,282,132.65
200 <u>Personnel Services-Employee Benefits</u>		
210 Grp Ins - Contracted Provider		437,089.09
220 Social Security Contributions		159,084.26
230 PSERS Retirement Contributions		380,181.08
240 Tuition Reimbursements		4,998.00
260 Workmen's Compensation		24,001.42
280 Other Post Employment Benefits (OPEB)		2,305.35
Total Personnel Services-Employee Benefits		1,007,659.20
300 <u>Purchased Professional & Technical Services</u>		
Total Purchased Professional & Technical Services		230,100.68
500 <u>Other Purchased Services</u>		
520 Insurance-General		45,418.00
530 Communications		6,102.95
540 Advertising		7,020.93
550 Printing & Binding		235.00
580 Travel		6,737.05
Total Other Purchased Services		65,513.93
600 <u>Supplies</u>		
610 General Supplies		35,803.76
630 Food		11,185.18
640 Books & Periodicals		2,272.21
Total Supplies		49,261.15
700 <u>Property</u>		
750 Equipment - Original & Additional		1,198.00
Total Property		1,198.00
800 <u>Other Objects</u>		
Total Other Objects		34,258.29
Total 2300 Administration		<u>3,670,123.90</u>

	<u>Federal</u>	<u>Total</u>
2310 Board Services		
100 <u>Personnel Services-Salaries</u>		
Total Personnel Services-Salaries		383.81
200 <u>Personnel Services-Employee Benefits</u>		
210 Grp Ins - Contracted Provider		1.19
220 Social Security Contributions		27.98
230 PSERS Retirement Contributions		65.08
Total Personnel Services-Employee Benefits		94.25
300 <u>Purchased Professional & Technical Services</u>		
Total Purchased Professional & Technical Services		76,103.61
500 <u>Other Purchased Services</u>		
520 Insurance-General		33,342.00
540 Advertising		5,169.63
580 Travel		1,712.39
Total Other Purchased Services		40,224.02
600 <u>Supplies</u>		
610 General Supplies		1,188.68
630 Food		1,611.89
640 Books & Periodicals		54.11
Total Supplies		2,854.68
800 <u>Other Objects</u>		
Total Other Objects		20,638.95
Total 2310 Board Services		<u>140,299.32</u>

	<u>Federal</u>	<u>Total</u>
2330 Tax Assessment And Collection Services		
100 Personnel Services-Salaries		
Total Personnel Services-Salaries		19,359.68
200 Personnel Services-Employee Benefits		
210 Grp Ins - Contracted Provider		9,915.13
220 Social Security Contributions		1,429.36
230 PSERS Retirement Contributions		3,283.69
260 Workmen's Compensation		206.15
Total Personnel Services-Employee Benefits		14,834.33
300 Purchased Professional & Technical Services		
Total Purchased Professional & Technical Services		48,228.63
500 Other Purchased Services		
520 Insurance-General		12,076.00
530 Communications		5,280.69
580 Travel		32.28
Total Other Purchased Services		17,388.97
600 Supplies		
610 General Supplies		2,954.46
Total Supplies		2,954.46
800 Other Objects		
Total Other Objects		53.80
Total 2330 Tax Assessment And Collection Services		<u>102,819.87</u>

	<u>Federal</u>	<u>Total</u>
2340 Staff Relations And Negotiations Services		
100 <u>Personnel Services-Salaries</u>		
Total Personnel Services-Salaries		228,821.01
200 <u>Personnel Services-Employee Benefits</u>		
210 Grp Ins - Contracted Provider		16,229.90
220 Social Security Contributions		14,755.56
230 PSERS Retirement Contributions		36,491.26
260 Workmen's Compensation		2,352.82
280 Other Post Employment Benefits (OPEB)		1,443.75
Total Personnel Services-Employee Benefits		71,273.29
300 <u>Purchased Professional & Technical Services</u>		
Total Purchased Professional & Technical Services		47,586.00
500 <u>Other Purchased Services</u>		
530 Communications		120.00
540 Advertising		1,851.30
580 Travel		250.00
Total Other Purchased Services		2,221.30
600 <u>Supplies</u>		
610 General Supplies		2,901.77
630 Food		725.00
Total Supplies		3,626.77
800 <u>Other Objects</u>		
Total Other Objects		1,731.54
Total 2340 Staff Relations And Negotiations Services		<u>355,259.91</u>

	<u>Federal</u>	<u>Total</u>
2350 Legal and Accounting Services		
300 <u>Purchased Professional & Technical Services</u>		
Total Purchased Professional & Technical Services		47,567.45
Total 2350 Legal and Accounting Services		<u>47,567.45</u>

	<u>Elementary</u>	<u>Secondary</u>	<u>Federal</u>	<u>Total</u>
2360 Office Of The Superintendent (Exec Dir.) Svcs.				
100 <u>Personnel Services-Salaries</u>				
Total Personnel Services-Salaries				295,492.53
200 <u>Personnel Services-Employee Benefits</u>				
210 Grp Ins - Contracted Provider				25,559.98
220 Social Security Contributions				15,607.27
230 PSERS Retirement Contributions				45,800.00
260 Workmen's Compensation				2,958.41
280 Other Post Employment Benefits (OPEB)				444.60
Total Personnel Services-Employee Benefits				90,370.26
300 <u>Purchased Professional & Technical Services</u>				
Total Purchased Professional & Technical Services				4,604.99
500 <u>Other Purchased Services</u>				
580 Travel				3,144.31
Total Other Purchased Services				3,144.31
600 <u>Supplies</u>				
610 General Supplies				1,132.53
630 Food				2,467.72
640 Books & Periodicals				686.44
Total Supplies				4,286.69
800 <u>Other Objects</u>				
Total Other Objects				8,160.00
Total 2360 Office Of The Superintendent (Exec Dir.) Svcs.				<u>406,058.78</u>

	<u>Federal</u>	<u>Total</u>
2370 Community Relations Services		
100 <u>Personnel Services-Salaries</u>		
Total Personnel Services-Salaries		45,905.67
200 <u>Personnel Services-Employee Benefits</u>		
210 Grp Ins - Contracted Provider		874.92
220 Social Security Contributions		3,494.75
230 PSERS Retirement Contributions		7,786.24
260 Workmen's Compensation		488.81
Total Personnel Services-Employee Benefits		12,644.72
300 <u>Purchased Professional & Technical Services</u>		
Total Purchased Professional & Technical Services		1,090.00
500 <u>Other Purchased Services</u>		
530 Communications		72.88
550 Printing & Binding		235.00
Total Other Purchased Services		307.88
600 <u>Supplies</u>		
610 General Supplies		2,294.29
630 Food		232.50
Total Supplies		2,526.79
800 <u>Other Objects</u>		
Total Other Objects		85.00
Total 2370 Community Relations Services		<u>62,560.06</u>

	<u>Elementary</u>	<u>Secondary</u>	<u>Federal</u>	<u>Total</u>
2380 Office Of The Principal Services				
100 <u>Personnel Services-Salaries</u>				
Total Personnel Services-Salaries	664,374.55	1,027,795.40		1,692,169.95
200 <u>Personnel Services-Employee Benefits</u>				
210 Grp Ins - Contracted Provider	148,817.44	235,690.53		384,507.97
220 Social Security Contributions	47,859.29	75,910.05		123,769.34
230 PSERS Retirement Contributions	112,428.17	174,326.64		286,754.81
240 Tuition Reimbursements	4,998.00			4,998.00
260 Workmen's Compensation	7,030.44	10,964.79		17,995.23
280 Other Post Employment Benefits (OPEB)		417.00		417.00
Total Personnel Services-Employee Benefits	321,133.34	497,309.01		818,442.35
500 <u>Other Purchased Services</u>				
530 Communications	360.00	269.38		629.38
580 Travel		1,598.07		1,598.07
Total Other Purchased Services	360.00	1,867.45		2,227.45
600 <u>Supplies</u>				
610 General Supplies	2,191.77	16,039.26		18,231.03
630 Food	571.08	4,942.51		5,513.59
640 Books & Periodicals		1,531.66		1,531.66
Total Supplies	2,762.85	22,513.43		25,276.28
700 <u>Property</u>				
750 Equipment - Original & Additional		1,198.00		1,198.00
Total Property		1,198.00		1,198.00
800 <u>Other Objects</u>				
Total Other Objects	1,323.00	2,266.00		3,589.00
Total 2380 Office Of The Principal Services	<u>989,953.74</u>	<u>1,552,949.29</u>		<u>2,542,903.03</u>

	<u>Federal</u>	<u>Total</u>
2390 Other Administration Services		
300 <u>Purchased Professional & Technical Services</u>		
Total Purchased Professional & Technical Services		4,920.00
600 <u>Supplies</u>		
610 General Supplies		7,101.00
630 Food		634.48
Total Supplies		7,735.48
Total 2390 Other Administration Services		<u>12,655.48</u>

	<u>Federal</u>	<u>Total</u>
2400 Pupil Health		
100 <u>Personnel Services-Salaries</u>		
Total Personnel Services-Salaries		434,934.16
200 <u>Personnel Services-Employee Benefits</u>		
210 Grp Ins - Contracted Provider		88,394.46
220 Social Security Contributions		32,826.93
230 PSERS Retirement Contributions		70,829.90
260 Workmen's Compensation		4,898.19
Total Personnel Services-Employee Benefits		196,949.48
300 <u>Purchased Professional & Technical Services</u>		
Total Purchased Professional & Technical Services		5,720.00
400 <u>Purchased Property Services</u>		
440 Rentals		143.40
Total Purchased Property Services		143.40
600 <u>Supplies</u>		
610 General Supplies		9,056.88
Total Supplies		9,056.88
Total 2400 Pupil Health		<u>646,803.92</u>

	<u>Federal</u>	<u>Total</u>
2500 Business		
100 <u>Personnel Services-Salaries</u>		
Total Personnel Services-Salaries		490,234.50
200 <u>Personnel Services-Employee Benefits</u>		
210 Grp Ins - Contracted Provider		110,700.18
220 Social Security Contributions		33,945.66
230 PSERS Retirement Contributions		80,122.20
260 Workmen's Compensation		5,224.85
Total Personnel Services-Employee Benefits		229,992.89
300 <u>Purchased Professional & Technical Services</u>		
Total Purchased Professional & Technical Services		46,211.28
400 <u>Purchased Property Services</u>		
430 Repairs and Maintenance		1,853.34
440 Rentals		11,613.13
Total Purchased Property Services		13,466.47
500 <u>Other Purchased Services</u>		
520 Insurance-General		350.00
530 Communications		404.52
580 Travel		267.99
Total Other Purchased Services		1,022.51
600 <u>Supplies</u>		
610 General Supplies		6,349.38
630 Food		29.00
Total Supplies		6,378.38
700 <u>Property</u>		
760 Equipment - Replacement		94.00
Total Property		94.00
800 <u>Other Objects</u>		
Total Other Objects		905.01
Total 2500 Business		<u>788,305.04</u>

	<u>Elementary</u>	<u>Secondary</u>	<u>Federal</u>	<u>Total</u>
2600 Operation & Maintenance of Plant Services				
100 Personnel Services-Salaries				
Total Personnel Services-Salaries				1,442,583.03
200 Personnel Services-Employee Benefits				
210 Grp Ins - Contracted Provider				364,007.81
220 Social Security Contributions				107,503.66
230 PSERS Retirement Contributions				240,508.32
250 Unemployment Compensation				2,609.69
260 Workmen's Compensation				15,412.17
Total Personnel Services-Employee Benefits				730,041.65
300 Purchased Professional & Technical Services				
Total Purchased Professional & Technical Services				95,685.18
400 Purchased Property Services				
410 Cleaning Services				66,426.21
420 Utility Services				680,168.98
430 Repairs and Maintenance				219,128.71
440 Rentals				321,346.18
460 Extermination Services				6,790.51
Total Purchased Property Services				1,293,860.59
500 Other Purchased Services				
523 General Property and Liability Insurance				119,421.00
529 Other Insurance				47,371.00
530 Communications				70,808.67
580 Travel				2,659.96
Total Other Purchased Services				240,260.63
600 Supplies				
610 General Supplies	96,051.14	73,209.41		169,260.55
620 Energy				272,905.00
630 Food				65.00
Total Supplies				442,230.55
700 Property				
750 Equipment - Original & Additional				5,912.67
760 Equipment - Replacement				118,135.23
Total Property				124,047.90
800 Other Objects				
Total Other Objects				2,404.00
Total 2600 Operation & Maintenance of Plant Services				<u>4,371,113.53</u>

	<u>Federal</u>	<u>Total</u>
2700 Student Transportation Services		
100 <u>Personnel Services-Salaries</u>		
Total Personnel Services-Salaries		1,358,091.27
200 <u>Personnel Services-Employee Benefits</u>		
210 Grp Ins - Contracted Provider		96,591.74
220 Social Security Contributions		101,766.59
230 PSERS Retirement Contributions		225,573.92
250 Unemployment Compensation		(3,044.59)
260 Workmen's Compensation		15,097.91
Total Personnel Services-Employee Benefits		435,985.57
300 <u>Purchased Professional & Technical Services</u>		
Total Purchased Professional & Technical Services		11,405.00
400 <u>Purchased Property Services</u>		
430 Repairs and Maintenance		18,007.69
Total Purchased Property Services		18,007.69
500 <u>Other Purchased Services</u>		
513 St Tr Svc-Contr Carrier		30,518.00
516 St Tr Svc from the IU		21,012.54
522 Automotive Liability Insurance		56,666.00
530 Communications		7,715.89
580 Travel		1,234.47
Total Other Purchased Services		117,146.90
600 <u>Supplies</u>		
610 General Supplies		41,461.02
620 Energy		276,591.56
630 Food		700.00
Total Supplies		318,752.58
700 <u>Property</u>		
750 Equipment - Original & Additional		1,208.00
760 Equipment - Replacement		267,600.00
Total Property		268,808.00
800 <u>Other Objects</u>		
Total Other Objects		1,571.35
Total 2700 Student Transportation Services		<u>2,529,768.36</u>

2800 Central

	<u>Federal</u>	<u>Total</u>
100 <u>Personnel Services-Salaries</u>		
Total Personnel Services-Salaries		472,641.57
200 <u>Personnel Services-Employee Benefits</u>		
210 Grp Ins - Contracted Provider		163,853.07
220 Social Security Contributions		34,814.51
230 PSERS Retirement Contributions		76,769.39
240 Tuition Reimbursements		11,610.00
250 Unemployment Compensation		4,878.00
260 Workmen's Compensation		8,760.60
Total Personnel Services-Employee Benefits		300,685.57
300 <u>Purchased Professional & Technical Services</u>		
Total Purchased Professional & Technical Services		118,624.23
400 <u>Purchased Property Services</u>		
430 Repairs and Maintenance		30,969.55
Total Purchased Property Services		30,969.55
500 <u>Other Purchased Services</u>		
530 Communications		701.94
580 Travel		1,315.88
Total Other Purchased Services		2,017.82
600 <u>Supplies</u>		
610 General Supplies		124,166.62
Total Supplies		124,166.62
700 <u>Property</u>		
750 Equipment - Original & Additional		38,158.97
760 Equipment - Replacement		5,108.16
Total Property		43,267.13
Total 2800 Central		<u>1,092,372.49</u>

	<u>Federal</u>	<u>Total</u>
2900 Other Support Services		
500 <u>Other Purchased Services</u>		
595 Intermediate Unit Payments by Withholding		46,156.16
Total Other Purchased Services		46,156.16
Total 2900 Other Support Services		<u>46,156.16</u>

	<u>Federal</u>	<u>Total</u>
3000 Operation of Noninstructional Services		
100 <u>Personnel Services-Salaries</u>		
Total Personnel Services-Salaries		474,729.12
200 <u>Personnel Services-Employee Benefits</u>		
210 Grp Ins - Contracted Provider		535.37
220 Social Security Contributions		36,252.17
230 PSERS Retirement Contributions		57,553.60
260 Workmen's Compensation		5,621.48
Total Personnel Services-Employee Benefits		99,962.62
300 <u>Purchased Professional & Technical Services</u>		
Total Purchased Professional & Technical Services		105,180.25
400 <u>Purchased Property Services</u>		
410 Cleaning Services		1,173.75
430 Repairs and Maintenance		20,832.26
Total Purchased Property Services		22,006.01
500 <u>Other Purchased Services</u>		
520 Insurance-General		12,657.50
530 Communications		990.67
540 Advertising		100.00
580 Travel		3,229.17
590 Miscellaneous Purchased Services		79,454.07
Total Other Purchased Services		96,431.41
600 <u>Supplies</u>		
610 General Supplies		58,822.19
630 Food		210.00
640 Books & Periodicals		154.00
Total Supplies		59,186.19
800 <u>Other Objects</u>		
Total Other Objects		17,617.83
Total 3000 Operation of Noninstructional Services		<u>875,113.43</u>

	<u>Federal</u>	<u>Total</u>
3200 Student Activities		
100 <u>Personnel Services-Salaries</u>		
Total Personnel Services-Salaries		457,963.87
200 <u>Personnel Services-Employee Benefits</u>		
220 Social Security Contributions		34,969.56
230 PSERS Retirement Contributions		55,876.65
260 Workmen's Compensation		4,816.96
Total Personnel Services-Employee Benefits		95,663.17
300 <u>Purchased Professional & Technical Services</u>		
Total Purchased Professional & Technical Services		105,180.25
400 <u>Purchased Property Services</u>		
410 Cleaning Services		1,173.75
430 Repairs and Maintenance		13,873.25
Total Purchased Property Services		15,047.00
500 <u>Other Purchased Services</u>		
520 Insurance-General		12,657.50
530 Communications		990.67
540 Advertising		100.00
580 Travel		3,229.17
Total Other Purchased Services		16,977.34
600 <u>Supplies</u>		
610 General Supplies		58,541.94
640 Books & Periodicals		154.00
Total Supplies		58,695.94
800 <u>Other Objects</u>		
Total Other Objects		17,617.83
Total 3200 Student Activities		<u>767,145.40</u>

	<u>Federal</u>	<u>Total</u>
3300 Community Services		
100 Personnel Services-Salaries		
Total Personnel Services-Salaries		16,765.25
200 Personnel Services-Employee Benefits		
210 Grp Ins - Contracted Provider		535.37
220 Social Security Contributions		1,282.61
230 PSERS Retirement Contributions		1,676.95
260 Workmen's Compensation		804.52
Total Personnel Services-Employee Benefits		4,299.45
400 Purchased Property Services		
430 Repairs and Maintenance		6,959.01
Total Purchased Property Services		6,959.01
500 Other Purchased Services		
591 Services Purchased locally		79,454.07
Total Other Purchased Services		79,454.07
600 Supplies		
610 General Supplies		280.25
630 Food		210.00
Total Supplies		490.25
Total 3300 Community Services		<u>107,968.03</u>

	<u>Federal</u>	<u>Total</u>
4000 Facilities Acquisition, Const. and Improve. Svcs.		
300 <u>Purchased Professional & Technical Services</u>		
Total Purchased Professional & Technical Services		734,845.32
Total 4000 Facilities Acquisition, Const. and Improve. Svcs.		<u>734,845.32</u>

	<u>Federal</u>	<u>Total</u>
4300 Arch & Eng Svcs / Ed Specs Dev. - Orig. & Addtl.		
300 <u>Purchased Professional & Technical Services</u>		
Total Purchased Professional & Technical Services		12,776.17
Total 4300 Arch & Eng Svcs / Ed Specs Dev. - Orig. & Addtl.		<u>12,776.17</u>

4500 Bldg. Acquisition & Const. Svcs. - Orig & Addtl.

300 Purchased Professional & Technical Services

Total Purchased Professional & Technical Services

Total 4500 Bldg. Acquisition & Const. Svcs. - Orig & Addtl.

Federal

Total

148,966.65

148,966.65

	<u>Federal</u>	<u>Total</u>
4600 Existing Building Improvement Services		
300 <u>Purchased Professional & Technical Services</u>		
Total Purchased Professional & Technical Services		573,102.50
Total 4600 Existing Building Improvement Services		<u>573,102.50</u>

	<u>Total</u>
5000 Other Expenditures and Financing Uses	
800 <u>Other Objects</u>	
830 Interest	1,210,216.63
880 Refund of Prior Year's Receipts	79,539.90
Total Other Objects	1,289,756.53
900 <u>Other Financing Uses</u>	
910 Redemption of Principal	3,395,000.00
Total Other Financing Uses	3,395,000.00
Total 5000 Other Expenditures and Financing Uses	<u>4,684,756.53</u>

	<u>Federal</u>	<u>Total</u>
5100 Debt Service, Other Expenditures and Fin Uses		
800 <u>Other Objects</u>		
830 Interest		1,210,216.63
880 Refund of Prior Year's Receipts		79,539.90
Total Other Objects		1,289,756.53
900 <u>Other Financing Uses</u>		
910 Redemption of Principal		3,395,000.00
Total Other Financing Uses		3,395,000.00
Total 5100 Debt Service, Other Expenditures and Fin Uses		<u>4,684,756.53</u>

	<u>Federal</u>	<u>Total</u>
5110 Debt Service		
800 <u>Other Objects</u>		
830 Interest		1,210,216.63
Total Other Objects		1,210,216.63
900 <u>Other Financing Uses</u>		
910 Redemption of Principal		3,395,000.00
Total Other Financing Uses		3,395,000.00
Total 5110 Debt Service		<u>4,605,216.63</u>

	<u>Federal</u>	<u>Total</u>
5130 Refund of Prior Years' Revenues/Receipts		
800 <u>Other Objects</u>		
880 Refund of Prior Year's Receipts		79,539.90
Total Other Objects		79,539.90
Total 5130 Refund of Prior Years' Revenues/Receipts		<u>79,539.90</u>

(PRINCIPAL AMOUNTS ONLY)

ALL GOVERNMENTAL FUND TYPES	Short-Term Borrowing	General Obligation Bonds	Authority Building Obligations	Other Long-Term Debt	Other Post Employment Benefits (OPEB)	Compensated Absences	Total
1 Debt at Beginning of Fiscal Year		63,075,000		2,191,655	288,231	842,437	66,397,323
2 Additional Debt Incurred During Year		23,165,000		145,257	209,802	72,419	23,592,478
3 Retirements and Repayments		3,395,000		146,847			3,541,847
4 Debt at End of Fiscal Year		82,845,000		2,190,065	498,033	914,856	86,447,954
5 Accreted Interest at End Of Fiscal Year							
6 Total Debt and Accreted Interest		82,845,000		2,190,065	498,033	914,856	86,447,954
7 Current Portion P&I - Due within 1 year		6,626,239		146,847		91,486	6,864,572
8 Interest Paid during current fiscal year		3,012,151					3,012,151

(PRINCIPAL AMOUNTS ONLY)

ALL PROPRIETARY FUND TYPES	Short-Term Borrowing	General Obligation Bonds	Authority Building Obligations	Other Long-Term Debt	Other Post Employment Benefits (OPEB)	Compensated Absences	Total
1 Debt at Beginning of Fiscal Year							
2 Additional Debt Incurred During Year							
3 Retirements and Repayments							
4 Debt at End of Fiscal Year							
5 Accreted Interest at End Of Fiscal Year							
6 Total Debt and Accreted Interest							
7 Current Portion P&I - Due within 1 year							
8 Interest Paid during current fiscal year							

Total Principal and Interest Payments Made by Your School - All Funds
 (Include Payments From All Funds)

TOTAL DEBT SERVICE PAYMENTS

Function	Fund	Principal (910)	Principal (920)	Interest (830)	Total (Principal + Interest)	Miscellaneous Other Uses (990)
5110	10 General	3,395,000		1,210,217	4,605,217	
5110	20 Special Revenue					
5110	30 Capital Projects			2,148,372	2,148,372	
5110	40 Debt Services					
5120	10 General					
5120	20 Special Revenue					
5120	30 Capital Projects					
5120	40 Debt Services					
Total Debt Payments - Governmental Funds		3,395,000		3,358,589	6,753,589	
<hr/>						
5110	50 Enterprise					
5110	60 Internal Service					
5120	50 Enterprise					
5120	60 Internal Service					
Total Debt Payments - Proprietary Funds						
<hr/>						

Bond Detail

Governmental Funds

Debt Category	Debt Issue Date (MM/YYYY)	Principal Amounts Only				Current Portion Due Within One Year (Principal and Interest)	Interest Paid During Fiscal Year
		Debt at Beginning of Fiscal Year	Additions	Reductions / Repayments	Debt at End of Fiscal Year		
Other Long Term Debt/Liabilities		2,191,655	145,257	146,847	2,190,065	146,847	0
Other Post-Employment Benefits (OPEB)		288,231	209,802	0	498,033	0	0
Compensated Absences		842,437	72,419	0	914,856	91,486	0
General Obligation Bonds - (CIB)	08/ 2002	115,000	0	5,000	110,000	9,806	5,014
General Obligation Bonds - (CIB)	11/ 2004	30,000	0	5,000	25,000	5,942	1,118
General Obligation Bonds - (CIB)	11/ 2009	2,915,000	0	635,000	2,280,000	715,310	86,186
General Obligation Bonds - (CIB)	11/ 2009	7,375,000	0	2,410,000	4,965,000	2,661,700	255,350
General Obligation Bonds - (CIB)	10/ 2010	15,140,000	0	5,000	15,135,000	522,566	467,666
General Obligation Bonds - (CIB)	10/ 2011	7,890,000	0	5,000	7,885,000	198,256	193,306
General Obligation Bonds - (CIB)	03/ 2012	5,160,000	0	325,000	4,835,000	442,321	120,571
General Obligation Bonds - (CIB)	12/ 2012	24,450,000	0	0	24,450,000	982,400	977,400
General Obligation Bonds - (CIB)	07/ 2013	0	23,165,000	5,000	23,160,000	1,087,938	905,540
Totals for Debt Entered:		66,397,323	23,592,478	3,541,847	86,447,954	6,864,572	3,012,151

Tuition Paid to Other LEAs During Fiscal Year

Tuition Reported in General Fund Expenditures 1000-560
 Purchased Services in General Fund Expenditures 1000-594 and 1000-597

Amount

1,941,921.63

Total

1,941,921.63

Tuition Paid to Institution Types During Fiscal Year

**Tuition Paid For
Nonspecial Education**

**Tuition Paid For
Special Education**

1	1306 Institutions		
2	Institutionalized Children's Programs	4,144.28	2,046.87
3	Juveniles incarcerated in adult facilities		
4	Residential Treatment Facilities	10,514.80	7,650.00
5	Other Local Education Agencies	10,487.32	158,371.70
6	Brick and Mortar Charter Schools	98,941.82	26,749.89
7	Cyber Charter Schools	308,879.98	96,021.69
8	Career and Technology Centers	303,499.01	
9	Approved Private Schools		469,387.19
10	PA Chartered Schools for the Deaf and Blind		46,874.00
11	Private Residential Rehabilitative Institutions		
12	Juvenile detention centers	39,996.43	
13	Special Program Jointures		
14	Other Tuition Not Included Elsewhere In This Section	331.50	358,025.15

Total Amounts Paid to Institutions

776,795.14

1,165,126.49

DO NOT INCLUDE FEDERAL EXPENDITURES

FUNCTION-OBJECT	ELEMENTARY	SECONDARY	TOTAL
1100-322	29,957.03	58,460.44	88,417.47
1100-323		41,707.04	41,707.04
1100-324			
1100-329	288,471.77	232,990.46	521,462.23
Total 320	318,428.80	333,157.94	651,586.74
1200-322	311,541.03	375,689.24	687,230.27
1200-323			
1200-324	965.84	477.15	1,442.99
1200-329	117,204.58	126,260.53	243,465.11
Total 320	429,711.45	502,426.92	932,138.37
1300-322			
1300-323			
1300-324			
1300-329			
Total 320			
2200-322	3,588.00	10,750.64	14,338.64
2200-323			
2200-324			
2200-329			
Total 320	3,588.00	10,750.64	14,338.64
2400-322	165.00		165.00
2400-323			
2400-324			
2400-329			
Total 320	165.00		165.00
2450-322			
2450-323			
2450-324			
2450-329			
Total 320			
2900-322			
2900-323			
2900-324			
2900-329			
Total 320			

	<u>Federal</u>	<u>Total</u>
1190 Federally Funded Regular Programs		
100 <u>Personnel Services-Salaries</u>		
Total Personnel Services-Salaries	191,944.98	191,944.98
200 <u>Personnel Services-Employee Benefits</u>		
210 Grp Ins - Contracted Provider	22,618.97	22,618.97
220 Social Security Contributions	14,639.16	14,639.16
230 PSERS Retirement Contributions	27,362.67	27,362.67
Total Personnel Services-Employee Benefits	64,620.80	64,620.80
300 <u>Purchased Professional & Technical Services</u>		
Total Purchased Professional & Technical Services	1,598.00	1,598.00
600 <u>Supplies</u>		
610 General Supplies	637.59	637.59
640 Books & Periodicals	6,015.14	6,015.14
Total Supplies	6,652.73	6,652.73
Total 1190 Federally Funded Regular Programs	<u>264,816.51</u>	<u>264,816.51</u>

	<u>Elementary</u>	<u>Secondary</u>	<u>Total</u>
1243 Gifted Support			
100 Personnel Services-Salaries			
Total Personnel Services-Salaries	85,813.44	54,881.56	140,695.00
200 Personnel Services-Employee Benefits			
210 Grp Ins - Contracted Provider	10,878.97	12,538.17	23,417.14
220 Social Security Contributions	6,546.99	4,153.36	10,700.35
230 PSERS Retirement Contributions	14,554.95	9,307.90	23,862.85
260 Workmen's Compensation	778.18	678.08	1,456.26
Total Personnel Services-Employee Benefits	32,759.09	26,677.51	59,436.60
300 Purchased Professional & Technical Services			
Total Purchased Professional & Technical Services	3,819.01	3,264.25	7,083.26
500 Other Purchased Services			
569 Tuition - Other		1,165.87	1,165.87
580 Travel	322.23		322.23
Total Other Purchased Services	322.23	1,165.87	1,488.10
600 Supplies			
610 General Supplies	122.50	194.95	317.45
Total Supplies	122.50	194.95	317.45
Total 1243 Gifted Support	<u>122,836.27</u>	<u>86,184.14</u>	<u>209,020.41</u>

1280 Special Programs - Early Intervention Support

300 Purchased Professional & Technical Services

Total Purchased Professional & Technical Services

Total 1280 Special Programs - Early Intervention Support

<u>Elementary</u>	<u>Federal</u>	<u>Total</u>
33,036.73	4,063.00	37,099.73
<u>33,036.73</u>	<u>4,063.00</u>	<u>37,099.73</u>

	<u>Elementary</u>	<u>Secondary</u>	<u>Federal</u>	<u>Total</u>
2250 School Library Services				
100 Personnel Services-Salaries				
Total Personnel Services-Salaries	134,345.41	125,275.00		259,620.41
200 Personnel Services-Employee Benefits				
210 Grp Ins - Contracted Provider	21,265.98	31,104.82		52,370.80
220 Social Security Contributions	10,147.75	9,432.01		19,579.76
230 PSERS Retirement Contributions	22,785.85	21,246.80		44,032.65
240 Tuition Reimbursements		2,574.00		2,574.00
260 Workmen's Compensation	1,753.88	1,365.15		3,119.03
Total Personnel Services-Employee Benefits	55,953.46	65,722.78		121,676.24
600 Supplies				
610 General Supplies	1,627.01	660.90		2,287.91
640 Books & Periodicals	13,576.26	23,918.12	263.51	37,757.89
650 Supplies - Technology Related		10,652.00		10,652.00
Total Supplies	15,203.27	35,231.02	263.51	50,697.80
Total 2250 School Library Services	<u>205,502.14</u>	<u>226,228.80</u>	<u>263.51</u>	<u>431,994.45</u>

	<u>Total</u>
2450 Nonpublic Health Services	
100 <u>Personnel Services-Salaries</u>	
Total Personnel Services-Salaries	103,986.03
200 <u>Personnel Services-Employee Benefits</u>	
210 Grp Ins - Contracted Provider	21,937.13
220 Social Security Contributions	7,858.53
230 PSERS Retirement Contributions	17,409.72
260 Workmen's Compensation	1,475.76
Total Personnel Services-Employee Benefits	48,681.14
300 <u>Purchased Professional & Technical Services</u>	
Total Purchased Professional & Technical Services	125.00
Total 2450 Nonpublic Health Services	<u>152,792.17</u>

	<u>Total</u>
2750 Nonpublic Transportation	
100 Personnel Services-Salaries	
Total Personnel Services-Salaries	151,311.90
200 Personnel Services-Employee Benefits	
210 Grp Ins - Contracted Provider	828.16
220 Social Security Contributions	11,362.28
230 PSERS Retirement Contributions	25,664.26
250 Unemployment Compensation	(3,044.59)
260 Workmen's Compensation	2,077.94
Total Personnel Services-Employee Benefits	36,888.05
400 Purchased Property Services	
Total Purchased Property Services	5,424.24
500 Other Purchased Services	
522 Automotive Liability Insurance	16,999.80
530 Communications	2,313.55
580 Travel	300.00
Total Other Purchased Services	19,613.35
600 Supplies	
610 General Supplies	10,777.75
620 Energy	91,180.02
Total Supplies	101,957.77
700 Property	
750 Equipment - Original & Additional	362.40
760 Equipment - Replacement	80,280.00
Total Property	80,642.40
800 Other Objects	
Total Other Objects	471.40
Total 2750 Nonpublic Transportation	<u>396,309.11</u>

I.	<u>Student Transportation Services for Educational Field Trips</u>	34,010.58
II.	<u>Student Transportation Services for Student Activities</u>	41,616.69
III.	<u>Rental of Vehicles for Student Transportation Services</u>	
IV.	<u>Capital Reserve (Special Revenue) Fund</u>	

Include only district-owned transportation expenditures paid from State or local money.
DO NOT include federal expenditures or payments to contract service providers.
Contracted transportation services should not be recorded on this schedule.

Function	Object	Amount	Function	Object	Amount	Function	Object	Amount
----------	--------	--------	----------	--------	--------	----------	--------	--------

NOTE: Only reimbursable encumbrances will be included in your Actual Instructional Expense calculation.

TOTAL ENCUMBRANCES:

NOTE: Report expenditures that are paid out of the special revenue fund and/or capital project fund that would be considered reimbursable if they were made from the general fund. See Instructions.

NOTE: You Must Complete This Schedule If You Desire A Certified Restricted Indirect Cost Rate

Expenditures considered allowable indirect costs for the listed functions, and a brief explanation of those expenditures.

Function	Indirect Costs (General Fund Only)	Termination or Leave Payout Salaries Object 115	Explanation
2300			General Audit expenditures only
2310			Business Manager expenditures coded to 2310**
2500			
2830			
2840			
Total			

** Function 2310 should only be used to report Business Manager related expenditures if the Business Manager also holds the position of Board Secretary.

All Termination/Leave Payout Salaries	
Function-Object	Amount
1000-115	
2000-115	
3000-115	
Total	

On the schedule below, report the amount of expenditures by fund for the functions and objects listed. These expenditures are considered (1) unallowable as indirect costs and must be eliminated from the indirect cost calculation, (2) included in the base for allocation, or (3) are allowable as indirect costs but are not reported in the Annual Financial Report. All other expenditures used in the Indirect Cost Rate Computation are reported in the Annual Financial Report.

General Fund Expenditures	
Function-Object	Amount
1000-322	
1000-323	
1200-594	
1200-597	
2300-820	
2500-432	
2500-810	
2900-595	
2900-596	
2990-899	

Food Costs: Cafeteria or General Fund	
Function-Object	Amount
3100-571	
3100-630	

LEA acknowledges that calculation of a Restricted Indirect Cost Rate is not being requested for 2015 - 2016

LEA acknowledges there are no 2990-899 pass thru funds to report.

LEA acknowledges there are no Termination Leave Payout Salaries to report.

FUNCTION	SPECIAL EDUCATION	NONSPECIAL EDUCATION	TOTAL
2120 Guidance Services	172,222.90	1,227,963.28	1,400,186.18
2140 Psychological Services	30,880.70	210,380.05	241,260.75
2150 Speech Pathology And Audiology Services			
2160 Social Work Services			
2260 Instruction and Curriculum Development Services	369,272.04		369,272.04
2350 Legal and Accounting Services	36,990.45		36,990.45
2420 Medical Services	60,763.45	433,248.30	494,011.75
2440 Nursing Services			
2700 Student Transportation Services	311,161.51	2,218,606.85	2,529,768.36
TOTAL	981,291.05	4,090,198.48	5,071,489.53

**Benefits for Staff Relative to
Collective Bargaining Agreements**

	OBJECT	COVERED	NOT COVERED	TOTAL
10 General Fund				
	211 Medical Insurance	2,751,182.52	336,004.80	3,087,187.32
	212 Dental Insurance	208,419.98	25,132.80	233,552.78
	215 Eye Care Insurance	12,586.85	4,400.76	16,987.61
	216 Prescription Insurance	1,478,938.86	110,802.96	1,589,741.82
	271 Self-Insurance Medical Health Benefits			
	272 Self-Insurance Dental Health Benefits			
	275 Self-Insurance Eye Care Health Benefits			
	276 Self-Insurance Prescription Health Benefits			
	FUND TOTAL	4,451,128.21	476,341.32	4,927,469.53
50 Enterprise Fund				
	211 Medical Insurance	5,673.50		5,673.50
	212 Dental Insurance	242.55		242.55
	215 Eye Care Insurance			
	216 Prescription Insurance	1,844.05		1,844.05
	271 Self-Insurance Medical Health Benefits			
	272 Self-Insurance Dental Health Benefits			
	275 Self-Insurance Eye Care Health Benefits			
	276 Self-Insurance Prescription Health Benefits			
	FUND TOTAL	7,760.10		7,760.10
60 Internal Service Fund				
	211 Medical Insurance			
	212 Dental Insurance			
	215 Eye Care Insurance			
	216 Prescription Insurance			
	271 Self-Insurance Medical Health Benefits			
	272 Self-Insurance Dental Health Benefits			
	275 Self-Insurance Eye Care Health Benefits			
	276 Self-Insurance Prescription Health Benefits			
	FUND TOTAL			
	TOTAL FOR ALL FUNDS	4,458,888.31	476,341.32	4,935,229.63

LEA acknowledges there is no Self Insurance data to report.

LEA acknowledges there were no ARRA funded expenditures

<u>General Fund Expenditures: Functions</u>	1000	2000	3100	3200	3300	4000	Object Total
100 Personnel Services-Salaries							
200 Personnel Services-Employee Benefits							
300 Purchased Professional & Technical Service							
400 Purchased Property Services							
500 Other Purchased Services							
600 Supplies							
700 Property							
810 Dues And Fees							
820 Claims and Judgments Against the LEA							
890 Miscellaneous Expenditures							

Total GF Expenditures: Functions

<u>General Fund Expenditures: Sub Functions</u>	1500	1600	1700	2280	2450	2750	Object Total
100 Personnel Services-Salaries							
200 Personnel Services-Employee Benefits							
300 Purchased Professional & Technical Service							
400 Purchased Property Services							
500 Other Purchased Services							
600 Supplies							
700 Property							
810 Dues And Fees							
820 Claims and Judgments Against the LEA							
890 Miscellaneous Expenditures							

Total GF Expenditures: Sub Functions

<u>Enterprise Fund Expenses</u>	Fund 51	Funds 52-58	Account Total
100 Salaries			
200 Employee Benefits			
300 Purchased Professional and Technical Servi			
400 Purchased Property Services			
500 Other Purchased Service			
600 Supplies			
700 Property			
810 Dues and Fees			
820 Claims and Judgments Against the LEA			
890 Other Operating Expenditures			

Total Enterprise Fund Expenses

PSERS Salary Data (School Districts Only)

Amount Description	Amount
Total Salary Base for salaries subject to PSERS withholding	23,911,326.42
Total Federally Funded salaries subject to PSERS withholding	289,092.06

Title I Expenditure Data (School Districts and Charter Schools)

Amount Description	Amount
Expenditures Funded with Current Title I Funds	221,389.00
Expenditures Funded with Carry over Title I Funds	
Total Title I Expenditures	221,389.00

Title I ARRA Amount (School Districts and Charter Schools)

Amount Description	Amount
Portion of Total Title I Expenditures funded with ARRA Title I	

Federal Revenues as reported in the General Fund Revenue Detail

Non-ARRA Revenue

Federal Revenue: 8110-8690, 8810-8830	469,298.00	
Federal Pass Thru Revenue: 6831, 6832, 6839	528,789.88	
Total Non-ARRA Federal Revenue		998,087.88

ARRA Revenue

Federal ARRA BEF Revenue: 8708	0.00	
Federal ARRA Edujobs Revenue: 8709	0.00	
Federal ARRA Revenue: 8701-8707, 8721-8799	0.00	
Federal ARRA Pass Thru Revenue: 6833-6836	0.00	
Total ARRA Federal Revenue		0.00

Total Federal Revenue		998,087.88
------------------------------	--	------------

Federal Expenditures: as reported in the General Fund Expenditure Detail (Federal Column)

Function 1000	924,524.58	
Function 2000	75,921.98	
Function 3000	0.00	
Function 4000	0.00	
Function 5000	0.00	

Total Federal Expenditures reported in General Fund		1,000,446.56
--	--	--------------